



ಬೃಹತ್ ಬೆಂಗಳೂರು ಮಹಾನಗರ ಪಾಲಿಕೆ  
Bruhat Bengaluru Mahanagara Palike



# BBMP COVID-19 WAR ROOM 04.08.2022



# OVERVIEW OF COVID-19 IN BENGALURU

**CASE TRENDS** ACTIVE CASES **8,205**

<u>Confirmed Cases</u>	<u>Recovered Cases</u>	<u>Death Cases</u>
<b>1,342</b> 18,41,260 #	<b>1,601</b> 18,16,079 #	<b>0</b> 16,976 #

**HOSPITALIZATION** **64**

<u>ICU – V</u>	<u>ICU</u>	<u>HDU</u>	<u>General</u>
<b>1</b>	<b>9</b>	<b>7</b>	<b>47</b>

INCLUDES GOVT. QUOTA AND PRIVATE WALK-IN HOSPITALIZATION

**VACCINATION** **13,357** 2,01,83,496 #

<u>First Dose</u>	<u>Second Dose</u>	<u>Precaution Dose</u>
<b>1,145</b> 96,62,197 #	<b>4,940</b> 94,15,053 #	<b>7,272</b> 11,06,246 #

**TRIAGING**

MTU

**27**

**ACTIVE CLUSTERS**

**21**

Budding Clusters (<5 Cases)

**21**

Clusters (> 5 cases)

**0**

**TESTING** **18,350** 3,11,10,763 #

<u>Positivity : 7.82%</u> <small>*FOR LAST 7 DAYS</small>	<u>RAT</u>	<u>RTPCR</u>
	<b>3,644</b>	<b>14,706</b>

Tele Triage

**957**

# : indicates cumulative numbers till date



# ABSTRACT OF COVID-19 SCENARIO IN BENGALURU

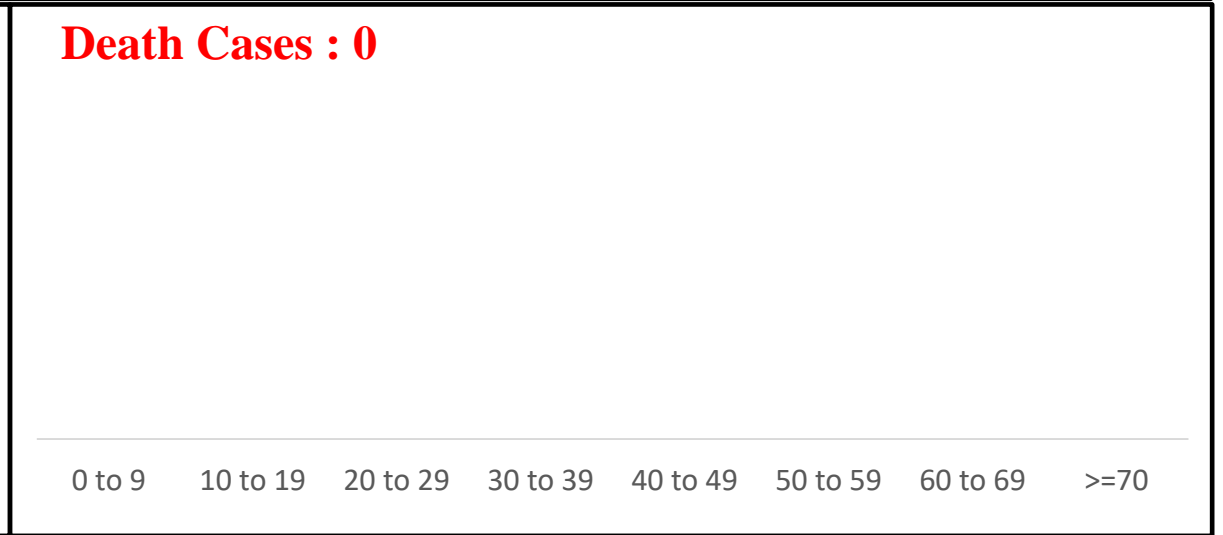
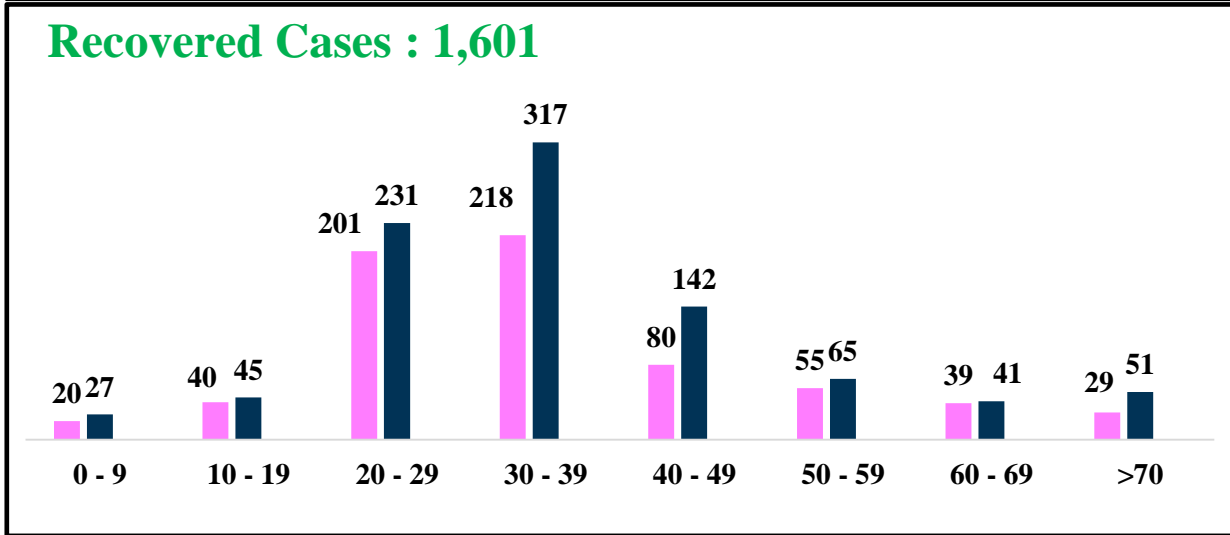
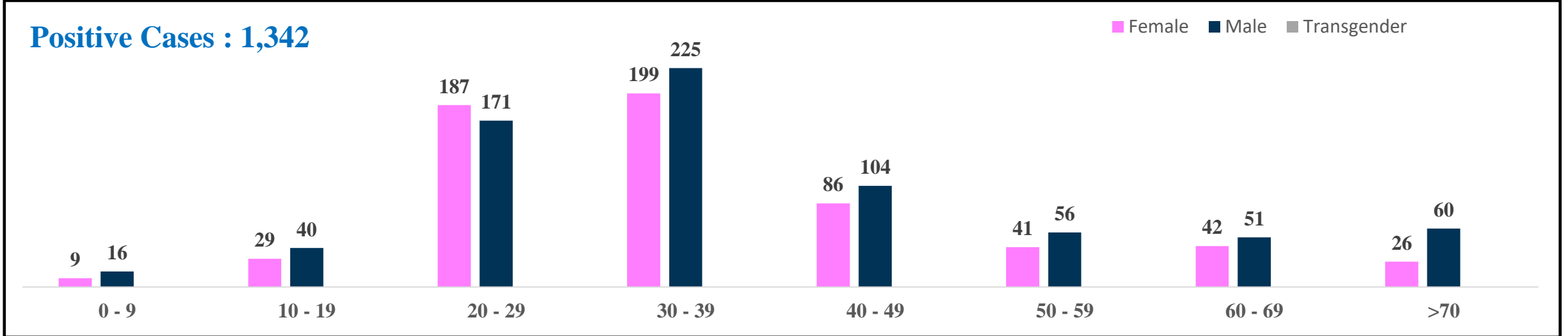


	MALE			FEMALE			TRANSGENDER			TOTAL		
	Last 24 Hours	Last 7 Days	Cumulative	Last 24 Hours	Last 7 Days	Cumulative	Last 24 Hours	Last 7 Days	Cumulative	Last 24 Hours	Last 7 Days	Cumulative
<b>Positive Cases</b>	723	5,226	10,86,561	619	4,077	7,53,807	0	0	196	1,342	9,303	18,41,260
<b>Recovered Cases</b>	919	4,880	10,71,137	682	3,702	7,44,850	0	0	185	1,601	8,582	18,16,079
<b>Death Cases</b>	0	1	10,751	0	1	6,221	0	0	4	0	2	16,976
<b>Total Tests Done</b>	<b>In Last 24 hrs. : 18,350</b>			<b>In last 7 days : 1,19,030</b>			<b>Cumulative : 3,11,10,763</b>					
<b>Vaccine Doses Administered</b>	<b>In Last 24 hrs. : 13,357</b>			<b>In last 7 days : 70,511</b>			<b>Cumulative : 2,01,83,496</b>					
<b>ACTIVE CASES</b>									<b>8,205</b>			

\*Covid deaths occurred today : 00 | Covid deaths occurred beyond last 24hrs., reported today : 00



# LAST 24 HOURS AGE GROUP AND GENDER WISE DISTRIBUTION

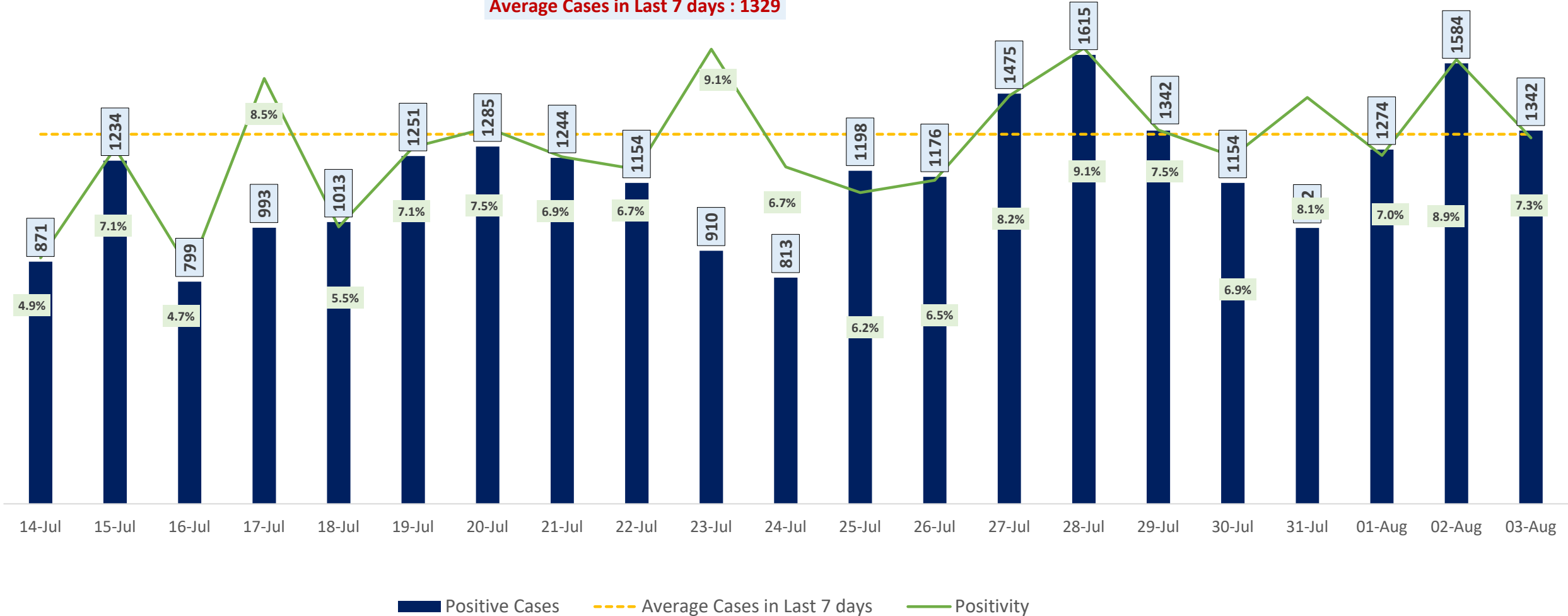




# POSITIVITY RATE OF BENGALURU – LAST 21 DAYS



Average Cases in Last 7 days : 1329

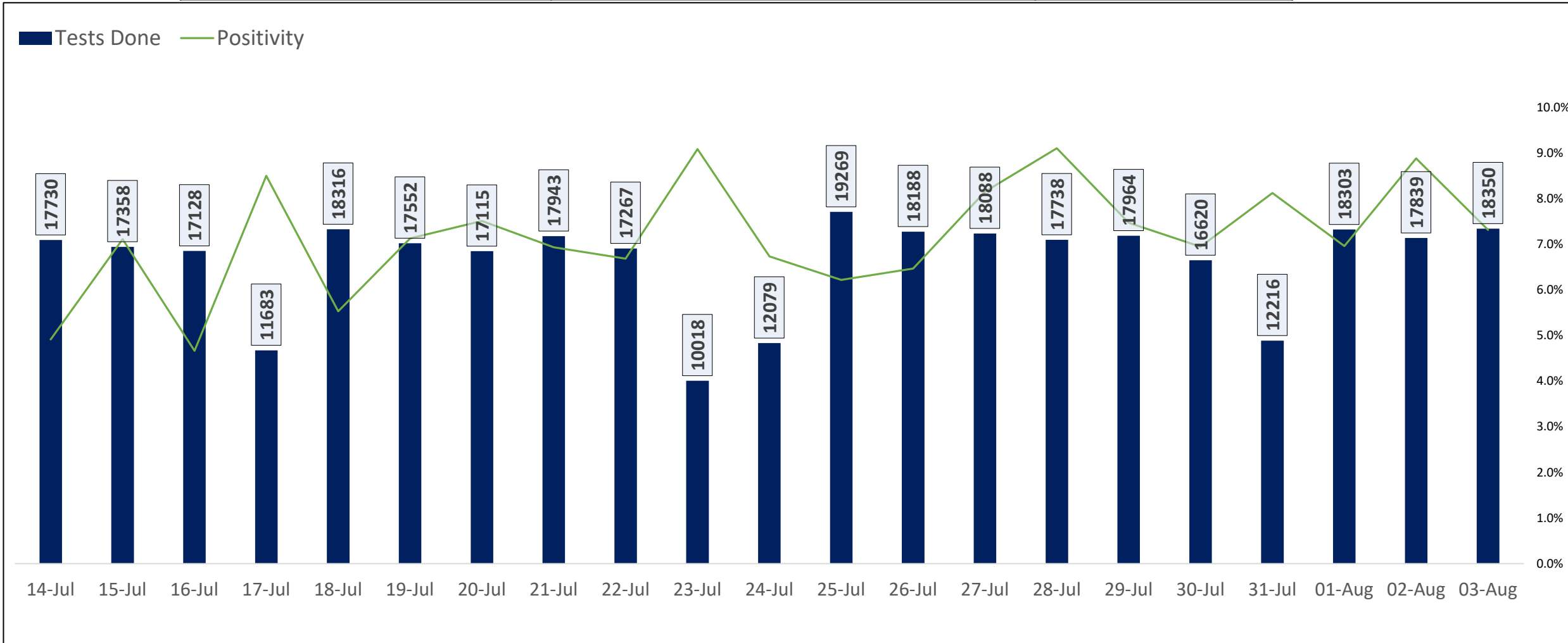




# TESTING TRENDS IN BENGALURU

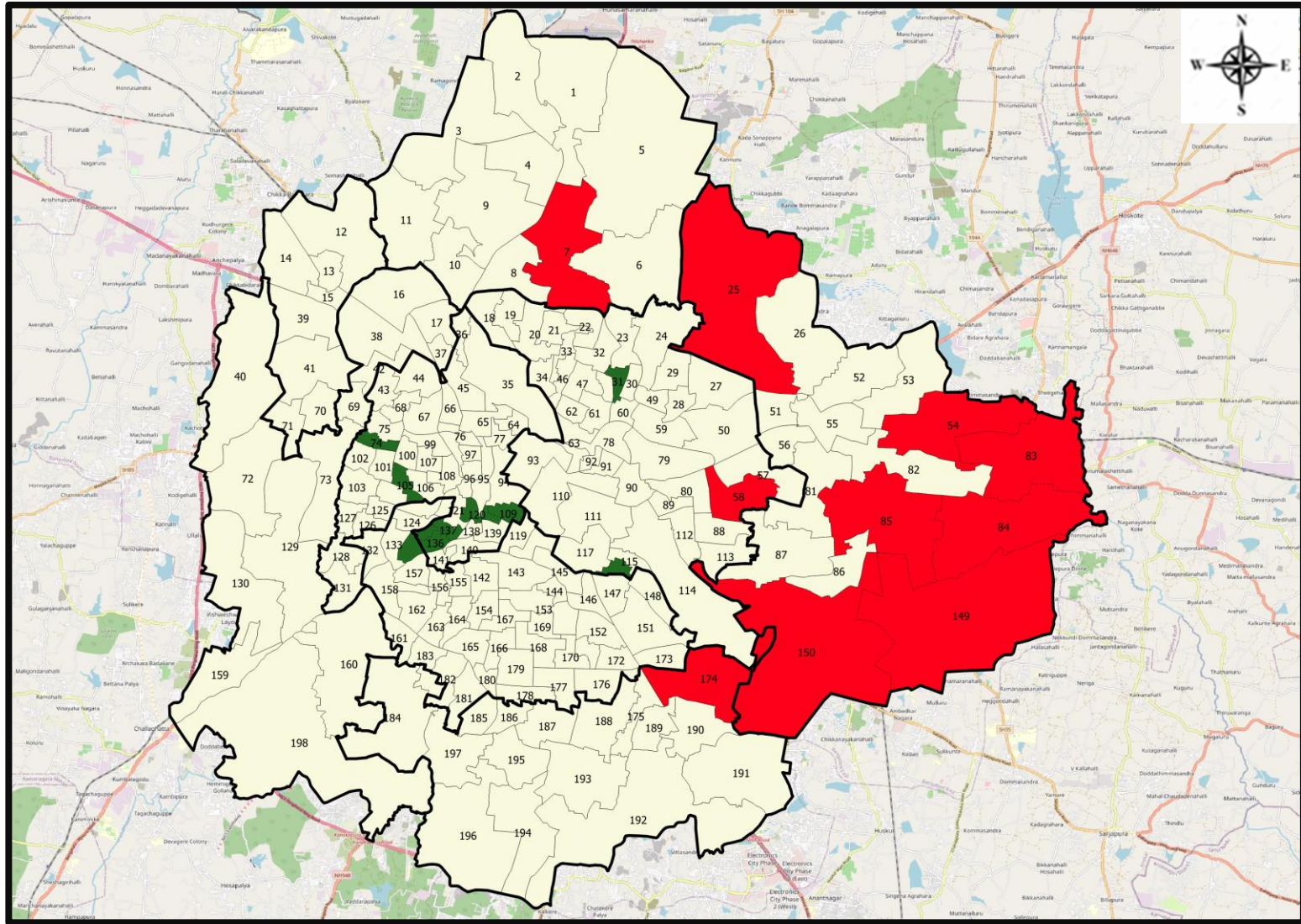


Total Test Conducted Till Date	Test Conducted Last 24 hours	Last 7 Days Average
3,11,10,763	18,350	17,004





# BENGALURU URBAN MAP SHOWING TREND OF POSITIVE CASES IN LAST 7 DAYS



### Top 10 wards reporting highest number of positive cases in last 7 days

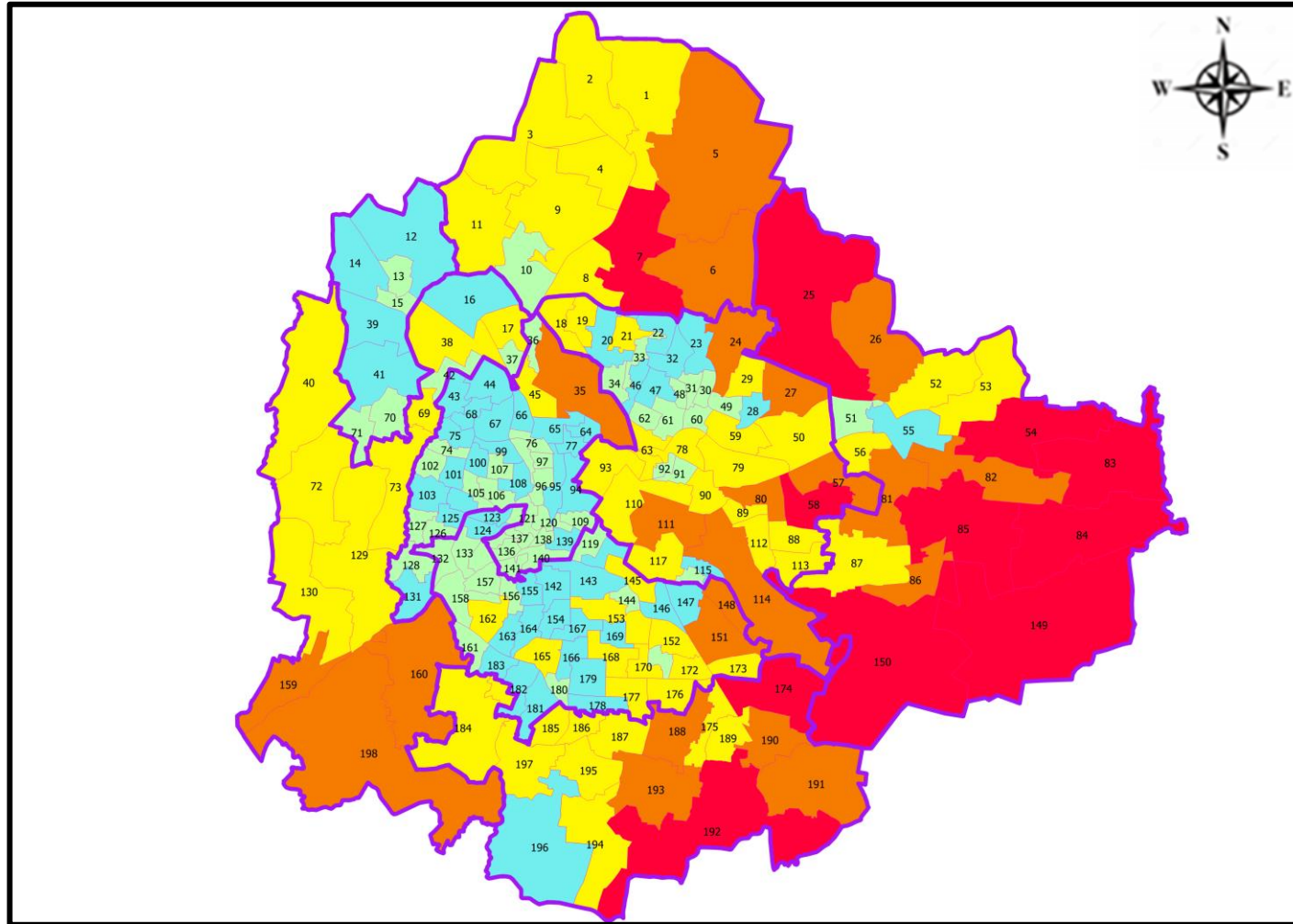
Ward No.	Ward Name	Daily Cases Average
150	Bellanduru	98
85	Dodda Nekkundi	49
174	HSR Layout	37
83	Kadugodi	35
149	Varthuru	33
54	Hudi	31
84	Hagadur	30
25	Horamavu	29
58	New Tippasandra	23
7	Byatarayanapura	22







### Top 10 wards reporting least number of positive cases in last 7 days

Ward No.	Ward Name	Daily Cases Average
137	Rayapura	0
136	Jagajivanram Nagar	0
135	Padarayanapura	0
134	Bapuji Nagar	0
120	Cottonpete	0
116	Nilasandra	0
109	Chickpete	0
105	Agrahara Dasarahalli	0
74	Shakthi Ganapathi Nagar	0
31	Kushal Nagar	0



# BENGALURU MAP SHOWING INTENSITY OF POSITIVE CASES IN LAST 7 DAYS



-  **Level 1 : 0 to 10 Cases**
-  **Level 2 : 10 to 25 Cases**
-  **Level 3 : 25 to 75 Cases**
-  **Level 4 : 75 to 150 Cases**
-  **Level 5 : More than 150 Cases**
-  **Zone Boundaries**



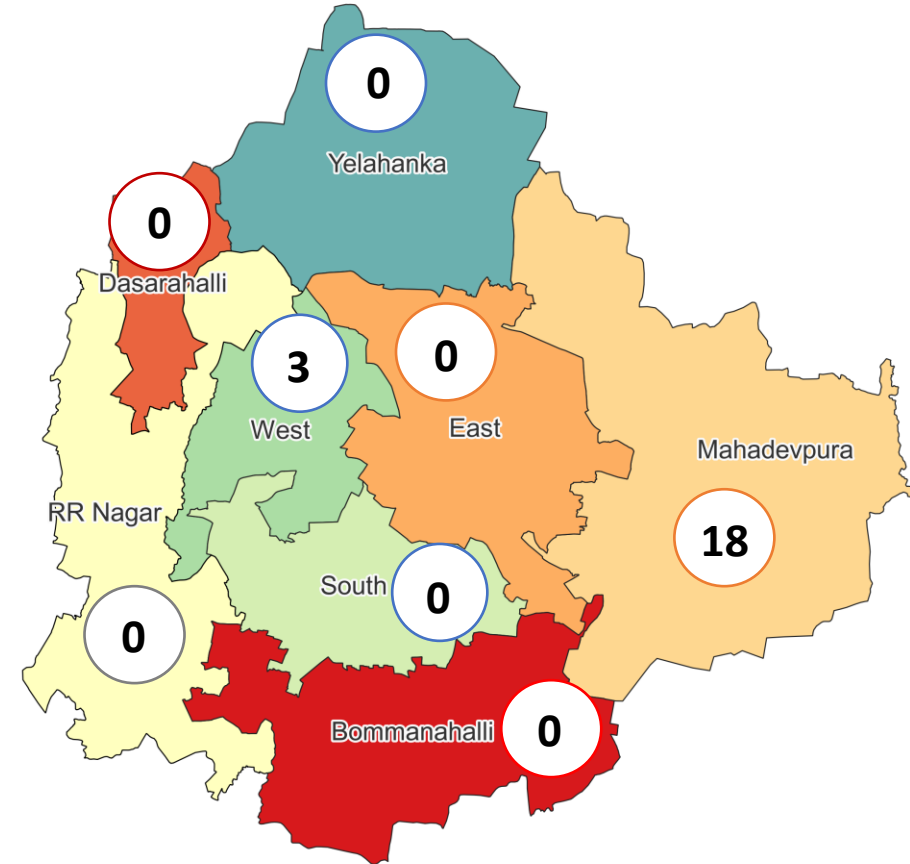


# CLUSTER DETAILS



Zone Name	TOTAL CLUSTERS	Budding Clusters	Clusters	Outbreaks
		Less Than 5 Cases	5 To 14 Cases	More Than 14 Cases
BOMMANAHALLI	0 (-)	0 (-)	0 (-)	0 (-)
DASARAHALLI	0 (-)	0 (-)	0 (-)	0 (-)
EAST	0 (-)	0 (-)	0 (-)	0 (-)
MAHADEVPURA	18 (-)	18 (-)	0 (-)	0 (-)
RR NAGAR	0 (-)	0 (-)	0 (-)	0 (-)
SOUTH	0 (-)	0 (-)	0 (-)	0 (-)
WEST	3 (-)	3 (-)	0 (-)	0 (-)
YELAHANKHA	0 (-)	0 (-)	0 (-)	0 (-)
<b>TOTAL</b>	<b>21 (-)</b>	<b>21 (-)</b>	<b>0 (-)</b>	<b>0 (-)</b>

## Total Active Clusters



### Types of Clusters

Zone Name	Apartments/ Villa	Individual House	Hostels/Quarters	Others	Schools/Colleges
BOMMANAHALLI	0 (-)	0 (-)	0 (-)	0 (-)	0 (-)
DASARAHALLI	0 (-)	0 (-)	0 (-)	0 (-)	0 (-)
EAST	0 (-)	0 (-)	0 (-)	0 (-)	0 (-)
MAHADEVPURA	18 (-)	0 (-)	0 (-)	0 (-)	0 (-)
RR NAGAR	0 (-)	0 (-)	0 (-)	0 (-)	0 (-)
SOUTH	0 (-)	0 (-)	0 (-)	0 (-)	0 (-)
WEST	2 (-)	1 (-)	0 (-)	0 (-)	0 (-)
YELAHANKHA	0 (-)	0 (-)	0 (-)	0 (-)	0 (-)
<b>TOTAL</b>	<b>20 (-)</b>	<b>1 (-)</b>	<b>0 (-)</b>	<b>0 (-)</b>	<b>0 (-)</b>

▲▼ : Shows increase and decrease in numbers as compared to previous day

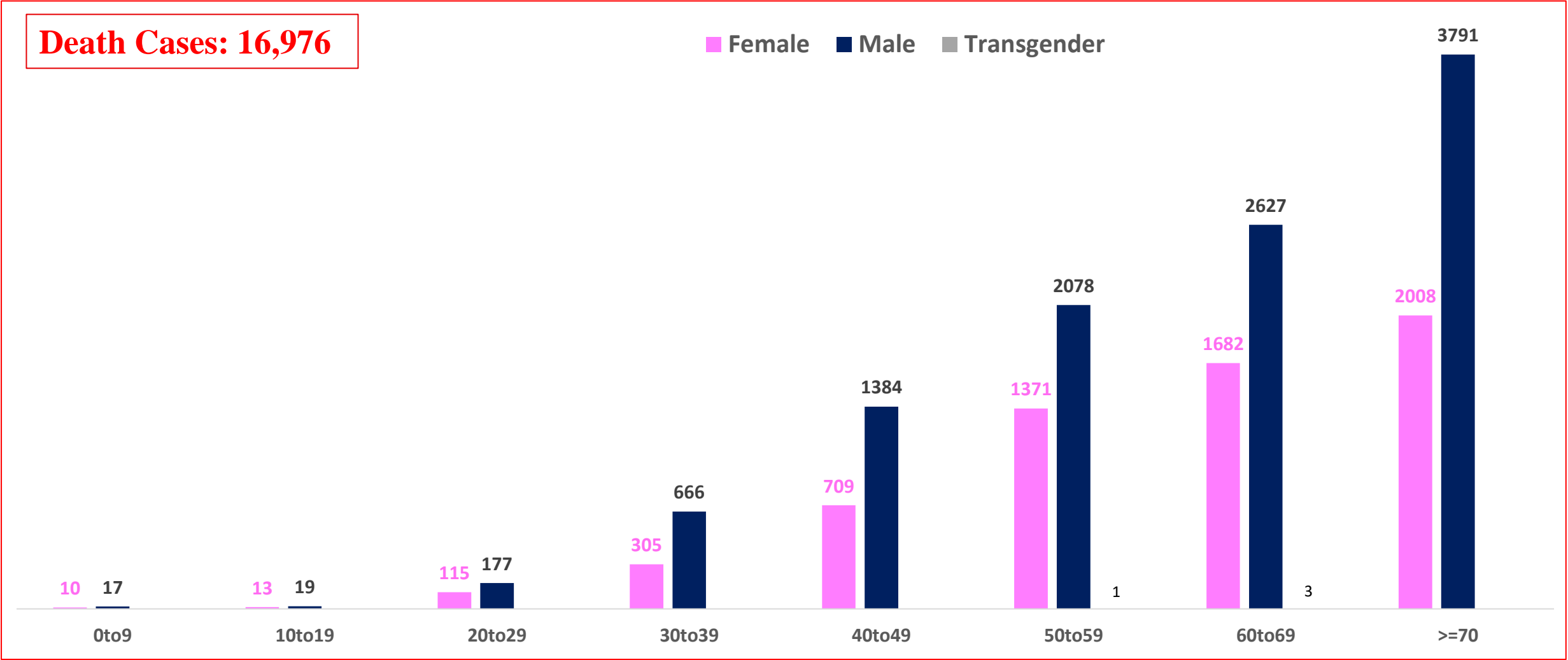


# AGE AND GENDER WISE DISTRIBUTION OF DEATH CASES



**Death Cases: 16,976**

Female Male Transgender





# VACCINATION COVERAGE AS ON 03.08.2022



## Total Doses Administered

**2,01,83,496**

▲ 13,357

Total 12-14 years Population : 2.82 Lakhs

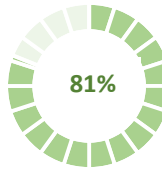
1<sup>ST</sup> DOSE



**2,89,460**  
Doses administered

▲ 825

2<sup>ND</sup> DOSE

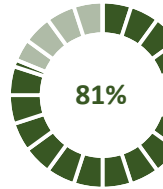


**2,28,209**  
Doses administered

▲ 3,830

Total 15-18 years Population : 4.42 Lakhs

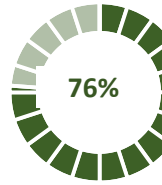
1<sup>ST</sup> DOSE



**3,58,764**  
Doses administered

▲ 141

2<sup>ND</sup> DOSE

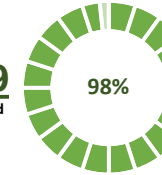


**3,36,829**  
Doses administered

▲ 568

Total adult Population : 91.7 Lakhs

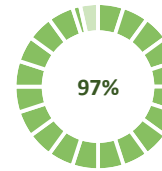
1<sup>ST</sup> DOSE



**90,13,973**  
Doses administered

▲ 179

2<sup>ND</sup> DOSE



**88,50,015**  
Doses administered

▲ 542

## Priority Group\*

Health Care Workers

Dose 1

**2,10,369**

Doses administered

▲ 3

Dose 2

**2,07,052**

Doses administered

▲ 3

Frontline Workers

Dose 1

**3,81,972**

Doses administered

▲ 1

Dose 2

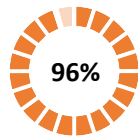
**3,73,292**

Doses administered

▲ 3

## 45 – 59 Years Coverage

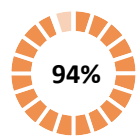
Dose 1



**16,95,284**  
Doses administered

▲ 15

Dose 2

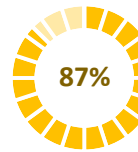


**16,72,323**  
Doses administered

▲ 56

## 18 - 44 Years Coverage

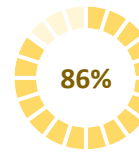
Dose 1



**57,45,941**  
Doses administered

▲ 150

Dose 2



**56,33,162**  
Doses administered

▲ 440

## 60 + Years Coverage

Dose 1



**9,80,407**  
Doses administered

▲ 10

Dose 2



**9,64,186**  
Doses administered

▲ 40

## PRECAUTION DOSE



**11,06,246** ▲ 7,272

Doses administered

## PRECAUTION DOSES ADMINISTERED

Health Care Workers

**92,853**

Booster Doses administered

▲ 101

Front Line Workers

**1,31,098**

Booster Doses administered

▲ 546

60 + Years Coverage

**3,77,185**

Booster Doses administered

▲ 424

18 + Years Coverage

**5,05,110**

Booster Doses administered

▲ 6,201

▲ indicates the increase in last 24 hours



# COVID-19 SCENARIO IN BENGALURU AND OTHER METROPOLITIAN CITIES



CITY NAME	Positive Cases	Active Cases	Recovered	Deceased	Vaccine Doses Administered
New Delhi	19,60,172	5,637	19,28,214	26,321	3,59,15,286
Bengaluru*	18,41,260	8,205	18,16,079	16,976	2,33,39,685
Mumbai	11,24,818	2,106	11,03,060	19,652	2,18,62,281
Chennai	7,83,525	3,848	7,70,608	9,069	1,09,48,408

Source : <https://dashboard.cowin.gov.in/> at 4:50pm (04.08.2022)  
Source : <https://www.covid19bharat.org/> at 4:50pm(04.08.2022)

\*includes BBMP & Bengaluru Urban



# SNAPSHOT OF COVID-19 CASES IN BENGALURU URBAN



**Total Wards With  
< =10 Cases\* :  
44**

**Tests Conducted  
on 03.08.2022:  
18,350**

**Recovery  
Rate\*:  
98.63%**

**Total  
Active Cases :  
8,205**

**Total Vaccinated  
on 03.08.2022:  
13,357**

**Positivity  
Rate\* :  
7.82%**

**Active  
Rate\*:  
0.45%**

**Case  
Fatality Rate\* :  
0.02%**





\*Total positive cases In the past 7 days

\*CFR and positivity is for Past 7 days



ಬೃಹತ್ ಬೆಂಗಳೂರು ಮಹಾನಗರ ಪಾಲಿಕೆ  
Bruhat Bengaluru Mahanagara Palike



<b>Download BBMP Bulletin</b>	<a href="https://apps.bbmpgov.in/covid19/mediabulletin.php">https://apps.bbmpgov.in/covid19/mediabulletin.php</a>
<b>To register for vaccination :</b>	<a href="https://selfregistration.cowin.gov.in/">https://selfregistration.cowin.gov.in/</a>
<b>BBMP COVID19 Dashboard:</b>	<a href="https://apps.bbmpgov.in/covid19/">https://apps.bbmpgov.in/covid19/</a>
<b>Follow us on:</b>	 <a href="http://www.facebook.com/bbmp.comm1/">www.facebook.com/bbmp.comm1/</a>
	 <a href="https://twitter.com/BBMPCOMM">twitter.com/BBMPCOMM</a>
	  <a href="https://www.instagram.com/BBMPSplHealth">BBMPSplHealth</a>



Issued by:

Honorable Chief Commissioner, BBMP  
Special Commissioner Health & IT, BBMP  
MD, Bengaluru Smart City Limited

**THANK YOU !**

